

THE BEST PORTABLE
PXP-40HF


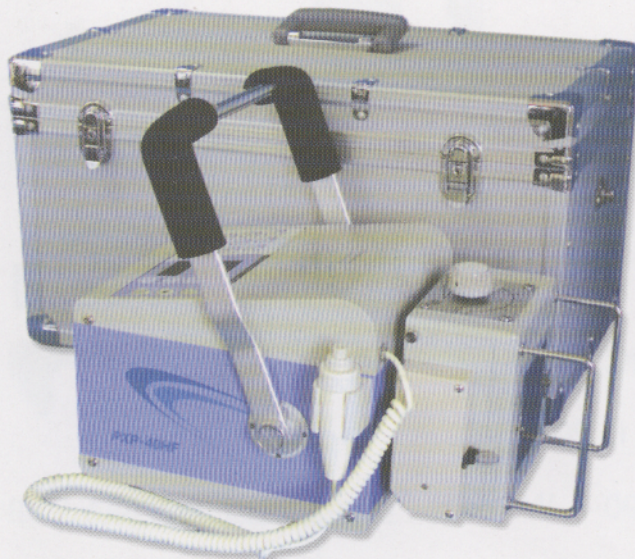
Veterinary & Human Use

PXP-40HF is the most compact, Ultra-light weight and most powerful x-ray unit in this portable category. It is designed especially for the veterinary field practitioners as well as the indoor use in medical clinic and hospital. For the highest in image quality that is both cost effective and easy to use, PXP-40 HF features KVP range of 40-100 KVP, variable mA of 16mA to 35mA and its weight is under 27 lbs, ultra-light weight.

PXP-40 HF offers plenty of penetration for shoulders, necks and even C-spine images as well as good contrast in all radiographic images. Therefore, PXP-40HF is the perfect and great portable x-ray unit for the small, large animal and mixed practitioner.

Features;

- **Ultra-light weight** (27 lbs) and compact size
- **Generator:** 100K Hz, HF inverter type
- X-Ray Output : **35 mA / 100 KVP**
- mAs range : **0.4 to 100 mAs**
- **Built-in Laser Pointer & Collimator**
- **PROM memory** for APR (8) data selections
- LED Readout / Display **reverse switch**
- **Flat Touch Panel & Digital Display**
- **Auto – line voltage** compensation
- **Scale/ tape** for SID measurement
- Power requirement :110/220 VAC,50/60 Hz
- Standard accessory: power cord, hand switch, metal carrying case and operator's manual



The Most Compact, Light Weight & Most Powerful

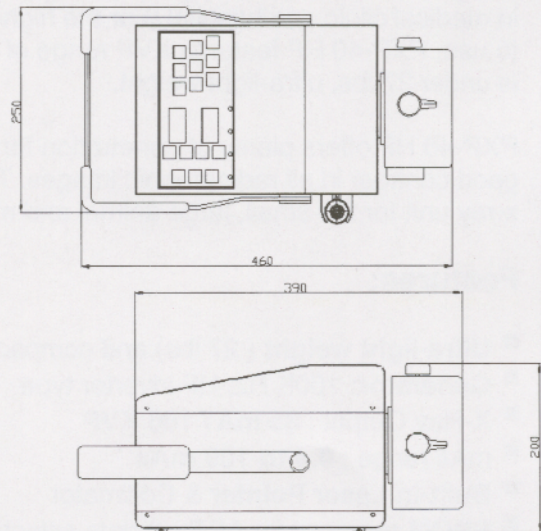
Ultra-Light, Smaller & Powerful

THE BEST PORTABLE PXP-40HF


Specification

- **Generator & Power Rating:**
 - X-Ray Output : 35mA / 100 kVp
 - KVP range : 40-100 kVp, 1.0 kV step
 - MA range : 16-35 mA.
 - MAs range : 0.4- 100 mAs, 25 steps
 - Max. output : 2.4 KW@ 80 kVp
- **X-Ray Tube : D-124 Toshiba**
 - Focal size : 1.2 mm
 - Anode type : Stationary Anode
 - Heat unit : 20,000 HU
 - Cooling rate : 250HU/second
 - Filtration : 0.8 mm Al.eq
- **Collimator : R-120H**
 - Field Size : 5x5cm to 35x35cm
 - Lamp power : 50 watt, Halogen
 - Filtration : 0.5 mm , Al.eq.
 - SID range : 2.0 meter
 - Laser beam : Build-in Laser Pointer
- **Control Panel & Display :**
 - KVP readout : LED digital, 1.0 kVp step
 - MAs readout : LED digital, 25 steps
 - PROM memory : 8 technical data storage
 - Laser & Collimator : Push On/Off switch
 - Memory Save : Switch for entering tech.data.
 - Reverse SW : Display LED reverse switch
- **Power Requirement :**
 - Input power : 110/ 220 VAC, 3.0 KVA ,50/60 Hz
- **Weight & Dimension :**
 - Net weight : 28.0 lbs
 - Gross weight : 48 lbs with carrying case
 - Net size : 25cm x 20cm x 39cm


Dimensions (unit : mm)



Mobile Stand :



MS-4



MS-2

All specifications are subject to change without notice.



UNITED RADIOLOGY SYSTEM, INC

Affiliated with POSKOM America, Inc.

151 Pfungsten Rd. Unit T, Deerfield, IL 60015

Tel: (847) 291-0999 Fax: (847)291-1090 Web site : www.united-radiology.com
e-mail : sales@united-radiology.com

Best Choices for Super & Perfect Image Presentation